



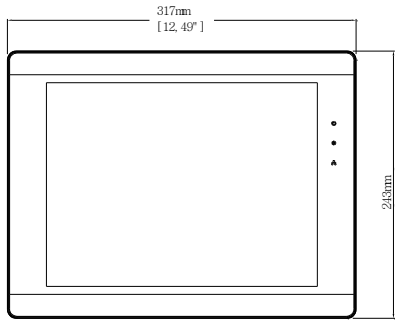
Feature

- 12.1" 1024x768 IPS LCD, LED Backlight
- Fan-less Cooling System
- Built-in 256MB Flash Memory
- SD Card Slot for Extension of Storage
- One USB Host Port and one USB Client Port
- COM1 and COM3 RS-485 Built-in Isolation
- COM1 and COM3 RS-485 2W support MPI 187.5K, please use one at a time
- Built-in Power Isolation
- NEMA4/IP65 Compliant Front Panel

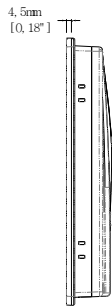
Display	Display	12.1" IPS
	Resolution (WxH dots)	1024 x 768
	Brightness (cd/m ²)	500
	Contrast Ratio	1000:1
	Backlight Type	LED
	Backlight Life Time	>30,000 hrs.
	Colors	16.7M
	LCD Viewing Angle (T/B/L/R)	89/89/89/89
	Pixel Pitch (mm)	0.240 (H) x 0.240 (V)
Touch Panel	Type	4-wire Resistive Type
	Accuracy	Active Area Length(X)±2%, Width(Y)±2%
Memory	Flash	256 MB
	RAM	256 MB
Processor		32-bit RISC 600MHz
I/O Port	SD Card	SD/SDHC
	USB Host	USB 2.0 x 1
	USB Client	USB 2.0 x 1
	Ethernet	10/100 Base-T x 1
	COM Port	COM1: RS-232/RS-485 2W/4W, COM3: RS-485 2W
	RS-485 Dual Isolation	Yes
RTC		Built-in
Power	Input Power	24±20%VDC
	Power Isolation	Built-in
	Power Consumption	1.5A@24VDC
	Voltage Resistance	500VAC (1 min.)
	Isolation Resistance	Exceed 50MΩ @ 500VDC
	Vibration Endurance	10 to 25Hz(X,Y,Z direction 2G 30 minutes)
Specification	PCB Coating	Yes
	Enclosure	Plastic
	Dimensions WxHxD	317 x 243 x 41mm
	Panel Cutout	305 x 231 mm
	Weight	Approx.1.7 kg
	Mount	Panel mount, VESA mount 75 x 75 mm
	Environment	Protection Structure
Storage Temperature		-20°~60°C (-4° ~ 140°F)
Operating Temperature		0° ~ 50°C (32° ~ 122°F)
Relative Humidity		10% ~ 90% (non-condensing)
Certificate	CE	CE marked
Software		EasyBuilder Pro V6.03.02 or later versions



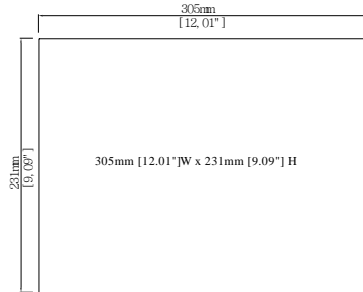
Top View



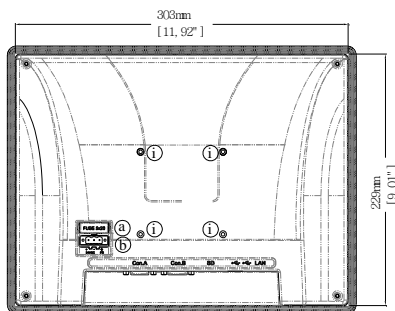
Front View



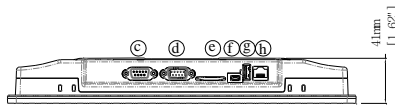
Side View



Cutout Dimensions



Rear View



Bottom View

a	Fuse
b	Power Connector
c	COM1 RS-485 2W/4W, COM3 RS-485 2W (Con.A)
d	COM1 RS-232 (Con.B)
e	SD Card Slot
f	USB Client Port
g	USB Host Port
h	Ethernet Port
i	VESA 75 mm Screw Holes

PIN Assignment

COM1 [RS232] 9 Pin, Male, D-sub

PIN#	COM1 [RS232]
1	
2	RxD
3	TxD
4	
5	GND
6	
7	RTS
8	CTS
9	

Ordering Information

□ MT8121iE2:
 12.1" 1024x768 IPS LCD HMI, Built-in 256MB flash memory / 256MB RAM

COM1 / COM3 [RS485] 9 Pin, Female, D-sub

PIN#	COM1 [RS485]		COM3 [RS485]2W
	2W	4W	
1	Data-	Rx-	
2	Data+	Rx+	
3		Tx-	
4		Tx+	
5	GND(COM1)		
6			
7			Data-
8			Data+
9			GND(COM3)