


IES-3408GSFP

8 10/100TX + 4 1000 SFP L2+ Industrial Managed Ethernet Switch w/
 enhanced G.8032 Ring & Zero-touch Maintenance**

- *Optional Zero-touch Maintenance** to restore IP & configuration automatically to replaced switch*
- *Enhanced G.8032 ring protection < 20ms for single ring. Supports auto mode, enhanced mode, train mode, multi-VLAN and basic mode; Enhanced G.8032 ring covers multicast packets; MSTP 16MSTI /RSTP ; support MRP ring***
- *Miss-wiring avoidance & Repowered auto ring restore (node failure protection)*
- *User friendly UI, including auto topology drawing and DDM threshold monitoring with dB values***; Complete CLI*
- *Support LACP link aggregation, IGMP v3/router port, DHCP server & DHCP Option82; Port based DHCP distribution, Mac based DHCP server, QoS by VLAN, SSH/SSL, HTTPS, INGRESS/EGRESS ACL L2/L3, TACACS+*, QinQ**, SMS*
- *Protocol based VLAN** ; IPv4/IPv6 Subnet based VLAN***
- *Optional Environmental Monitoring** for temp., voltage and current. (-M model)*



OVERVIEW

Lantech IES-3408GSFP is a high performance L2+ (Gigabit uplink) switch with 8 10/100TX + 4 1000M SFP which provides L2 wire speed and advanced security function for network aggregation deployment. It delivers ITU G.8032 enhanced ring recovery less than 20ms in single ring while also supports train ring, enhanced mode, multiple VLAN model with easy configuration. The comprehensive QoS, QoS by VLAN, advanced security including INGRESS/EGRESS ACL L2/L3, TACACS+*, SSH/SSL, Mac based DHCP server, DHCP Option 82, DHCP server, IGMPv1/v2/v3/router port, QinQ** are supported and also required in large network. It also supports Cisco Discovery Protocol (CDP) for Ciscoswks to detect the switch info and show on L2 map topology.

Optional zero-touch maintenance to auto-restore settings with new replaced switches

When an old switch is being replaced in ring / linear topology, the zero-touch maintenance** feature on IMR server can auto restore the configuration to the new one, hence it can be handled with non-IT personnel and hassle-free.

Miss-wiring avoidance, Repowered auto ring restore, Loop protection, Ring storm control

The IES-3408GSFP also embedded several features for stronger and reliable network protection in an easy and intuitive way. When the pre-set ring configuration failed or looped by miss-wiring, Lantech IES-3408GSFP is able to alert with the LED indicator and disable ring automatically. Repowered auto ring restore function (node failure protection) ensures the

switches in a ring to survive after power breakout is back. The status can be shown in NMS when each switch is back. Loop protection is also available to prevent the generation of broadcast storm when a dumb switch is inserted in a closed loop connection. The G.8032 Ring storm control can automatically cut off RPL line when broadcast threads hold is over 85%

DHCP option 82 & Port based, Mac based DHCP, Option66, IPv6 DHCP server**

DHCP server can assign dedicated IP address by MAC or by port (Port based for single switch), it also can assign IP address by port for multiple switches with single DHCP option82 server. For the ending device which need to download file from TFTP server, DHCP Option66 server can offer IP address of TFTP server to DHCP client. Optional IPv6 address resolution for DHCP service can be supported.

User friendly GUI, Auto topology drawing

The user friendly UI, innovative auto topology drawing and topology demo makes IES-3408GSFP much easier to get hands-on. The complete CLI enables professional engineer to configure setting by command line.

Enhanced G.8032 ring, 16 MSTI MSTP; Optional MRP ring

Lantech IES-3408GSFP features enhanced G.8032 ring which can be self-healed in less than 20ms for single ring topology protection covering Multicast packets. It also supports various ring topologies that covers double ring, multi-chain (under enhanced ring), train ring, basic ring, multiple-VLAN ring and

auto-ring by easy setup than others. The innovative auto-Ring configurator (auto mode) can calculate owner and neighbor in one step. It supports MSTP that allows each spanning tree for each VLAN for redundant links with 16 MSTI.

Optional MRP (Media Redundancy Protocol) can be supported for industrial automation networks.

Editable configuration file

The configuration file of Lantech IES-3408GSFP can be exported and edited with word processor for the other switches configuration with ease. The factory reset button can restore the setting back to factory default and built-in watchdog design can automatically reboot the switch when CPU is found dead.

QoS by VLAN for legacy device

QoS by VLAN can allow switch to tag QoS by VLAN regardless the devices acknowledge QoS or not in which greatly enhance the bandwidth management in a network.

QinQ, QoS QinQ** and GVRP** supported**

It supports the QinQ**, QoS QinQ**, GVRP** for large VLAN segmentation.

IGMPv3, GMRP, router port, static multicast forwarding and multicast Ring protection**

The unique multicast protection under enhanced G.8032 ring can offer immediate self-recovery instead of waiting for IGMP table timeout. It also supports IGMPv3, GMRP**, router port and static multicast forwarding binding by ports for video surveillance application.

Event log & message; 2DI / 2DO

In case of event, the IES-3408GSFP is able to send email & SMS text message to pre-defined addresses as well as SNMP

Traps out immediately. It provides 2DI and 2DO. When disconnection of the specific port was detected; DO will activate the signal LED to alarm. DI can integrate the sensors for events and DO will trigger the alarm while sending alert information to IP network with email and traps.

Optional environmental monitoring for switch inside information (-M model)**

The environmental monitoring can detect switch overall temperature, voltage and current where can send the SNMP traps, email and SMS alert when abnormal.

Wide range dual DC powered input with galvanic isolation; Relay contact alarm, High ESD protection

The Lantech IES-3408GSFP is designed with dual power supply at 12/24/48VDC (9.5~60VDC) or single power supply at 90~305VAC/120~430VDC. Featured with relay contact alarm function, the IES-3408GSFP is able to connect with alarm system in case of power failure. The IES-3408GSFP also provides $\pm 2000V$ EFT/SURGE and ± 4000 VDC (Contact) / ± 8000 VDC (Air) Ethernet ESD protection, which can reduce unstable situation caused by power line and Ethernet.

Industrial hardened design for extended temperature operation

Lantech IES-3408GSFP features high reliability and robustness coping with extensive EMI/RFI phenomenon, environmental vibration and shocks usually found in factory, substation, steel automation, aviation, mining and process control. It is the best solution for Automation, transportation, surveillance, Wireless backhaul, Semi-conductor factory and assembly lines.

The -E model can be used in extreme environments with an operating temperature range of -40°C to 75°C

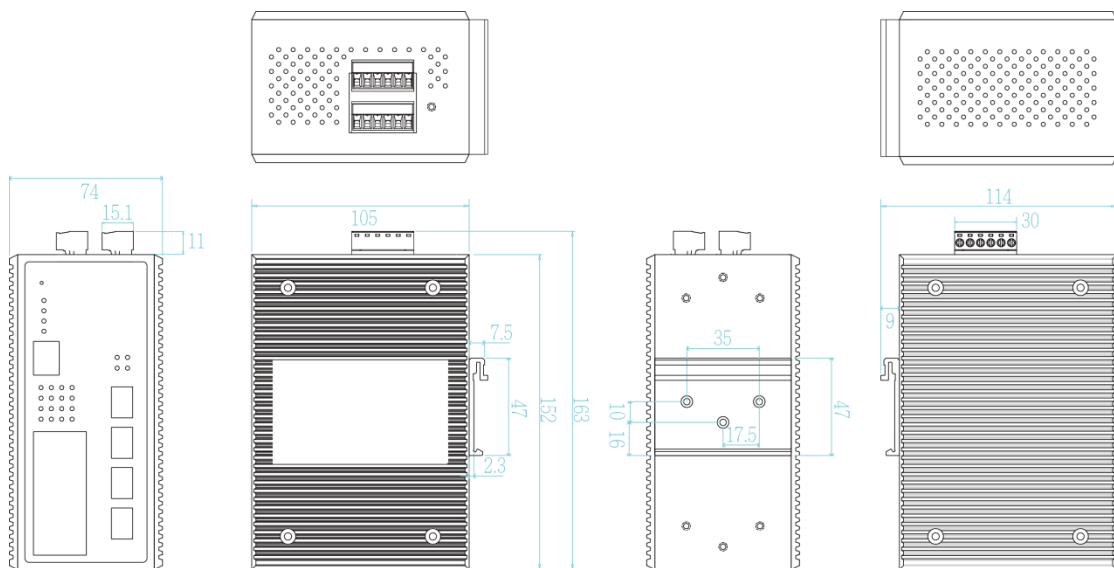
FEATURES & BENEFITS

- **8 10/100TX + 4 1000M SFP (Total 12 Ports Switch)**
- **Back-plane (Switching Fabric): 9.6Gbps**
- **16K MAC address table**
- **DDM to support SFP diagnostic function*****
 - Automatically convert the raw data into dB values for TX power/RX power, making it easier to measure the fiber distance
- **10KB Jumbo frame**
- **User friendly UI, auto topology drawing, topology demo, complete CLI for professional setting**
- **Enhanced G.8032 Ring protection in 20ms < 256 switches**
 - Support various ring/chain topologies, including train ring, enhanced ring, basic ring, auto ring & multiple VLAN ring
 - Enhanced G.8032 ring configuration with ease
 - Auto ring configuration(auto mode) for single ring
 - Cover multicast and data packets protection
- **Dual DC input from 9.5V~60VDC, HV model with single 90~305VAC or 120~430VDC power input**
- **Ring storm control to cut off RPL line when broadcast threshold is over 85%**
- **Zero-touch maintenance** with IMR server for backup / restore configuration automatically when replace an old switch**
- **Provides EFT protection ± 2000 VDC for power line.**
- **Supports ± 4000 VDC (Contact) and ± 8000 VDC (Air) Ethernet ESD protection**
- **Supports IEEE 802.1p Class of Service, per port provides 8 priority queues Port base, Tag Base and Type of Service Priority**
- **IEEE 802.1d STP, IEEE 802.1w RSTP, 802.1s MSTP VLAN redundancy with 16 MSTI.**
- **4K 802.1Q VLAN, Port based VLAN, GVRP**, QinQ**, QoS QinQ****
- **Supports IEEE 802.1ab LLDP, Cisco CDP; LLDP info can be viewed via Web/ Console**
- **DHCP server / client / DHCP Option 82 relay / DHCP Option 82 server Port based DHCP server; DHCP Option 66; IPv6 address resolution for DHCP server****
- **Mac based DHCP server to assign IP address that includes dumb switches in DHCP network**
- **Bandwidth Control**
 - Ingress packet filter and egress rate limit

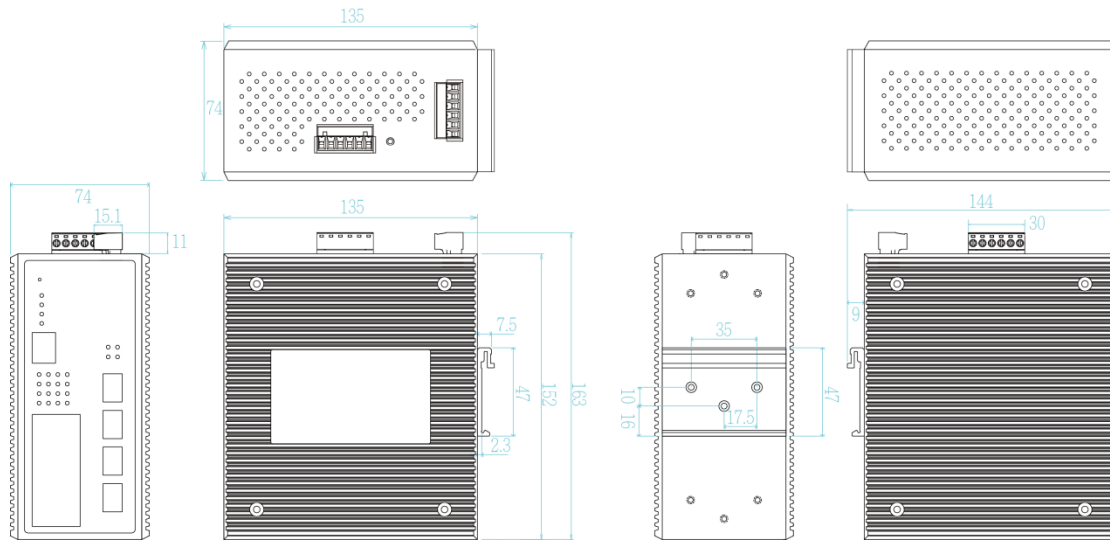
- *Broadcast/multicast packet filter control*
- **Relay alarm output system events**
- **Miss-wiring avoidance**
 - *LED indicator*
- **Repowered auto ring restore**
 - *Ensure the switches in a ring to survive after power breakout is back*
 - *The status can be shown in NMS when each switch is back*
- **TFTP/SFTP**/HTTP firmware upgrade**
- **System Event Log, SMTP Email alert, SMS mobile (text) and SNMP Trap for alarm support; 32 RMON counters**
- **Security**
 - *SSL/SSH/INGRESS/EGRESS ACL L2/L3*
 - *Port Security: MAC address entries/Filter/MAC-Port binding*
 - *IP Security: IP address security management to prevent unauthorized intruder.*
 - *TACACS+**
 - *Login Security: IEEE802.1X/RADIUS*
- *HTTPS for secure access to the web interface*
- **Static multicast forwarding forward reversed IGMP flow with multicast packets binding with ports for IP surveillance application**
- **IGMP router port to assign query in ring for reversed multicast video flow**
- **Multicast VLAN registration* for metro video**
- **IGMPv1,v2,v3 with Query mode for multimedia; GMRP****
- **Factory reset button to restore setting to factory default**
- **Watchdog design to auto reboot switch CPU is found dead**
- **Environmental monitoring for system input voltage, current and ambient temperature (-M model)**
- **Supports 2DI / 2DO (Digital Input/Digital Output)**
- **Configuration backup and restoration**
 - *Supports editable configuration file for system quick installation*
- **IP30 metal housing with DIN rail and Wall-mount** design**

DIMENSIONS (unit=mm)

Standard model



HV model



SPECIFICATION

Hardware Specification

Standards	IEEE802.3 10Base-T Ethernet IEEE802.3u 100Base-TX IEEE802.3z Gigabit fiber IEEE802.3x Flow Control and Back Pressure IEEE802.3ad Port trunk with LACP IEEE802.1d Spanning Tree IEEE802.1w Rapid Spanning Tree IEEE802.1s Multiple Spanning Tree IEEE802.3ad Link Aggregation Control Protocol (LACP) IEEE802.1AB Link Layer Discovery Protocol (LLDP) IEEE802.1X User Authentication (Radius) IEEE802.1p Class of Service IEEE802.1Q VLAN Tag	Single mode: 0 to 10 km/ 30 km/ 40 km, 1310 nm (9/125 μm); 0 to 50 km/ 60 km/ 80km/ 120 km, 1550 nm (9/125 μm) WDM 1.25Gbps: Single mode: 0 to 10 km/ 20 km/ 40 km/ 60 km, 1310 nm (9/125 μm); 0 to 80 km, 1490 nm (9/125 μm); 0 to 10 km/ 20 km/ 40 km/ 60 km/ 80 km, 1550 nm (9/125 μm)	
Switch Architecture	Back-plane (Switching Fabric): 9.6Gbps	LED	Per unit: Power 1 (Green), Power 2 (Green), FAULT (Red) Ethernet port: Link/Activity (Green), Speed (Green); Mini-GBIC: Link/Activity (Green) R.M. indicator (Green)
Transfer Rate	14,880pps for Ethernet port 148,800pps for Fast Ethernet port 1,488,000pps for Gigabit Fiber Ethernet port	DI/DO	2 Digital Input (DI) : Level 0: -30~2V / Level 1: 10~30V Max. input current:8mA 2 Digital Output(DO): Open collector to 40 VDC, 200mA
Mac Address	16K MAC address table	Operating Humidity	5% ~ 95% (Non-condensing)
Jumbo frame	10KB	Operating Temperature	-20°C~60°C / -4°F~140°F (Standard model) -40°C~75°C / -40°F~167°F(-E model)
Connectors	10/100TX: 8 x ports RJ-45 with Auto MDI/MDI-X function 4 x 1000 SFP socket with DDM RS-232 connector: RJ-45 type Power & Relay connector: 1 x 6-pole terminal block DIDO : 1 x 6-pole terminal block	Storage Temperature	-40°C~85°C / -40°F~185°F
Network Cable	10Base-T: 2-pair UTP/STP Cat. 3, 4, 5/ 5E/ 6 cable EIA/TIA-568 100-ohm (100m) 100Base-TX: 2-pair UTP/STP Cat. 5/ 5E/ 6 cable EIA/TIA-568 100-ohm (100m)	Power Supply	Dual 9.5~60VDC (Standard model) Single 90~305VAC/120~430VDC (HV model)
Optical Cable	1.25Gbps: Multi mode: 0 to 550 m, 850 nm (50/125 μm); 0 to 2 km, 1310 nm (50/125 μm)	Power Consumption	10W
		Case Dimension	Metal case. IP-30, 74 (W) x 105 (D) x 152 (H) mm (Standard model) 74 (W) x 135 (D) x 152 (H) mm (HV model)
		Weight	900 g
		Installation	DIN Rail and Wall Mount** Design
		EMI & EMS	FCC Class A, CE EN55032 , CE EN55011, CE EN61000-6-2, CE EN61000-6-4,

	CE EN61000-4-2, CE EN61000-4-3, CE EN61000-4-4, CE EN61000-4-5, CE EN61000-4-6, CE EN61000-4-8
Stability Testing	IEC60068-2-32 (Free fall), IEC60068-2-27 (Shock), IEC60068-2-64 (Vibration)
MTBF	938,222 hours
Warranty	5 years
Software Specification	
Management	SNMP v1 v2c, v3/ Web/Telnet/CLI
SNMP MIB	RFC 1215 Traps MIB*, RFC 1213 MIBII, RFC 1158 MIBII, RFC 1157 SNMP MIB, RFC 1493 Bridge MIB*, RFC 1573 IF MIB, RFC 2674 VLAN MIB*, Partial RFC 1757 RMON, RFC 2674 Q-Bridge MIB*, Bridge MIB, LLDP MIB, RSTP MIB*, Private MIB
ITU G.8032	Support ITU G.8032 v2/2012 for Ring protection in less than 20ms for self-heal recovery (basic mode) Support various ring/chain topologies Includes train ring, auto ring, basic single ring, enhanced ring, multiple-VLAN ring Enhanced G.8032 ring configuration with ease. Protect multicast & unicast data.
Zero touch maintenance**(optional)	auto-restore settings with new replaced switches
User friendly UI	<ul style="list-style-type: none"> ■ Auto topology drawing ■ Topology demo ■ Auto configuration for G.8032(auto mode) for single ring ■ DDM threshold monitoring with dB values*** ■ Complete CLI for professional setting
Port Trunk with LACP	LACP Port Trunk: 8 Trunk groups
LLDP	Supports LLDP to allow switch to advise its identification and capability on the LAN
CDP	Cisco Discovery Protocol for topology mapping
Environmental Monitoring**	System status for input voltage, current and ambient temperature to be shown in GUI and sent alerting if any abnormal status(-M model)
VLAN	Port Based VLAN IEEE 802.1Q Tag VLAN (256 entries)/ VLAN ID (Up to 4K, VLAN ID can be assigned from 1 to 4096.) GVRP**, QinQ**, QoS QinQ**, Protocol based VLAN** ; IPv4/IPv6 Subnet based VLAN**
IPv6/4	Present
Spanning Tree	Supports IEEE802.1d Spanning Tree and IEEE802.1w Rapid Spanning Tree, IEEE802.1s Multiple Spanning Tree with 16 MSTI
Quality of Service	The quality of service determined by port, Tag and IPv4 Type of service, IPv4 Differentiated Services Code Points - DSCP
Class of Service	Support IEEE802.1p class of service, per port provides 8 priority queues

QoS by VLAN	Tagged QoS by VLAN for all devices in the network
IP Security	Supports 10 IP addresses that have permission to access the switch management and to prevent unauthorized intruder.
Login Security	Supports IEEE802.1X Authentication/RADIUS
Port Mirror	Support 3 mirroring types: "RX, TX and Both packet"
Network Security	Support 10 IP addresses that have permission to access the switch management and to prevent unauthorized intruder. 802.1X access control for port based and MAC based authentication/MAC-Port binding Management access control with priority Ingress/Egress ACL L2/L3 SSL/ SSH for Management HTTPS for secure access to the web interface TACACS+* for Authentication
IGMP	Support IGMP snooping v1,v2,v3; 1024 multicast groups; IGMP router port ; IGMP query; GMRP**,
Static MAC-Port bridge	Static multicast forwarding forward reversed IGMP flow with multicast packets binding with ports for IP surveillance application
Bandwidth Control	Support ingress packet filter and egress packet limit. The egress rate control supports all of packet type. Ingress filter packet type combination rules are Broadcast/Multicast/Flooded Unicast packet, Broadcast/Multicast packet, Broadcast packet only and all types of packet. The packet filter rate can be set an accurate value through the pull-down menu for the ingress packet filter and the egress packet limit.
Flow Control	Supports Flow Control for Full-duplex and Back Pressure for Half-duplex
System Log	Supports System log record and remote system log server
SMTP/Text SMS	Supports SMTP Server and 8 e-mail accounts for receiving event alert; can send SMS text alert via mobile
Relay Alarm	Provides one relay output for port breakdown, power fail and alarm. Alarm Relay current carry ability: 1A @ DC24V
Protection	<ul style="list-style-type: none"> ■ Miss-wiring avoidance ■ Repowered auto ring restore ■ Loop protection ■ Ring Storm control cut off RPL line when threshold is over 85%
SNMP Trap	Up to 10 trap stations; trap types including: <ul style="list-style-type: none"> ● Device cold start ● Authorization failure ● Port link up/link down ● DI/DO open/close ● Typology change(ITU ring) ● Power failure ● Environmental abnormal**

DHCP	Provide DHCP Client/ DHCP Server/DHCP Option 82/Port based DHCP; DHCP Option 66; IPv6 address resolution for DHCP server**
Mac based DHCP Server	Assign IP address by Mac that can include dumb switch in DHCP network
DNS	Provide DNS client feature and support Primary and Secondary DNS server.
SNTP	Supports SNTP to synchronize system clock in Internet
Firmware Update	Supports TFTP/SFTP** firmware update.

	TFTP backup and restore; HTTP firmware upgrade
Configuration upload and download	Supports text configuration file for system quick installation; Support factory reset button to restore all settings back to factory default.

*Future release
**Optional
***Optional DDM SFP required

ORDERING INFORMATION

- **IES-3408GSFP.....P/N: 8350-530**
4 1000 SFP + 8 10/100TX L2+ Industrial Managed Ethernet Switch; -20°C to 60°C; Dual 9.5~60VDC
- **IES-3408GSFP-E.....P/N: 8350-531**
4 1000 SFP + 8 10/100TX L2+ Industrial Managed Ethernet Switch; -40°C to 75°C; Dual 9.5~60VDC
- **IES-3408GSFP-M.....P/N: 8350-532**
4 1000 SFP + 8 10/100TX L2+ Industrial Managed Ethernet Switch w/ environmental monitoring; -20°C to 60°C; Dual 9.5~60VDC
- **IES-3408GSFP-M-E.....P/N: 8350-533**
4 1000 SFP + 8 10/100TX L2+ Industrial Managed Ethernet Switch w/ environmental monitoring; -40°C to 75°C; Dual 9.5~60VDC
- **IES-3408GSFP-HV.....P/N: 8350-528**
4 1000 SFP + 8 10/100TX L2+ Industrial Managed Ethernet Switch; -20°C to 60°C; Single 90~305VAC/120~430VDC
- **IES-3408GSFP-HV-E.....P/N: 8350-529**
4 1000 SFP + 8 10/100TX L2+ Industrial Managed Ethernet Switch; -40°C to 75°C; Single 90~305VAC/120~430VDC
- **IES-3408GSFP-HV-M.....P/N: 8350-5281**
4 1000 SFP + 8 10/100TX L2+ Industrial Managed Ethernet Switch w/ environmental monitoring; -20°C to 60°C; Single 90~305VAC/120~430VDC
- **IES-3408GSFP-HV-M-E.....P/N: 8350-5291**
4 1000 SFP + 8 10/100TX L2 +Industrial Managed Ethernet Switch w/ environmental monitoring; -40°C to 75°C; Single 90~305VAC/120~430VDC

OPTIONAL ACCESSORIES

DIN Rail Power

- **MDR-40 Series** 40W Single Output Industrial Din Rail Power; 85-264VAC / 120-370VDC Input Range; Cooling by free air convection; RoHS2 ; Operating Temp. -20°C~70°C (ambient, derating each output at 4% per degree from 60°C ~ 70°C)
- **MDR-20 Series** 20W Single Output Industrial Din Rail Power; 85-264VAC / 120-370VDC Input Range; Cooling by free air convection; RoHS2 ; Operating Temp. -20°C~70°C (ambient, derating each output at 2.5% per degree from 50°C ~ 70°C)

Mini GBIC (SFP)

- | | |
|--|---|
| ■ 8330-162X MINI GBIC 1000SX (LC/MM/0.5KM) Transceiver | ■ 8330-196 1.25Gbps BiDi SFP 2KM Transceiver (WDM 1550) |
| ■ 8330-163X MINI GBIC 1000SX2 (LC/MM/2KM) Transceiver | ■ 8330-188 1.25Gbps BiDi SFP 10KM Transceiver (WDM 1310) |
| ■ 8330-165X MINI GBIC 1000LX (LC/SM/10KM) Transceiver | ■ 8330-189 1.25Gbps BiDi SFP 10KM Transceiver (WDM 1550) |
| ■ 8340-0591 MINI GBIC 1000LHX (LC/SM/40KM) Transceiver | ■ 8330-186 1.25Gbps BiDi SFP 20KM Transceiver (WDM 1310) |
| ■ 8330-166 MINI GBIC 1000XD (LC/SM/50KM) Transceiver | ■ 8330-187 1.25Gbps BiDi SFP 20KM Transceiver (WDM 1550) |
| ■ 8330-169 MINI GBIC 1000XD (LC/SM/60KM) Transceiver | ■ 8330-180 1.25Gbps BiDi SFP 40KM Transceiver (WDM 1310) |
| ■ 8330-167 MINI GBIC 1000ZX (LC/SM/80KM) Transceiver | ■ 8330-182 1.25Gbps BiDi SFP 40KM Transceiver (WDM 1550) |
| ■ 8330-170 MINI GBIC 1000EZ (LC/SM/120KM) Transceiver | ■ 8330-181 1.25Gbps BiDi SFP 60KM Transceiver (WDM 1310) |
| ■ 8330-168 MINI GBIC 10/100/1000T (100m) Transceiver | ■ 8330-183 1.25Gbps BiDi SFP 60KM Transceiver (WDM 1550) |
| ■ 8330-197 1.25Gbps BiDi SFP 0.5KM Transceiver (WDM 1310) | ■ 8330-184 1.25Gbps BiDi SFP 80KM Transceiver (WDM 1490) |
| ■ 8330-198 1.25Gbps BiDi SFP 0.5KM Transceiver (WDM 1550) | ■ 8330-185 1.25Gbps BiDi SFP 80KM Transceiver (WDM 1550) |
| ■ 8330-195 1.25Gbps BiDi SFP 2KM Transceiver (WDM 1310) | |
- All SFP part no. with D are with DDM function

Wall Mount Bracket

- **MBAK19003** Wall mount bracket for 74(W) x 105 (D) x 152 (H) mm / 96 (W) x 105 (D) x 152 (H) mm Industrial Ethernet switches
- **MBAK19004** 19" Rack Mounting Kit for 74x105x152mm/74x135x152mm Industrial Ethernet Switch

Lantech Communications Global Inc.
www.lantechcom.tw
info@lantechcom.tw

© 2019 Copyright Lantech Communications Global Inc. all rights reserved.
The revise authority rights of product specifications belong to Lantech Communications Global Inc.
Lantech may make changes to specification and product descriptions at anytime, without notice.