


IPES-3408GSFP

8 10/100TX + 4 1000 SFP L2+ PoE at/af Industrial Managed Switch

w/ Enhanced G.8032 Ring

- Support IEEE802.3at/af up to 30W per port
- PoE management incl. Detection and Scheduling
- Enhanced G.8032 ring protection < 20ms for single ring.
Supports auto mode, enhanced mode, train mode and basic mode; Enhanced G.8032 ring covers multicast packets; MSTP 8/16* MSTI /RSTP
- Miss-wiring avoidance & Repowered auto ring restore (node failure protection)
- User friendly UI, including auto topology drawing and DDM threshold monitoring with dB values***; Complete CLI
- Support LACP link aggregation, IGMP v3/router port, DHCP server & DHCP Option82 for Port/VLAN based DHCP distribution, Mac based DHCP server, QoS by VLAN, SSH/SSL, HTTPS, INGRESS/EGRESS ACL L2/L3, IPv6, SMS
- Environmental Monitoring for temp., voltage & current**



OVERVIEW

Lantech IPES-3408GSFP is a high performance L2+ (Gigabit uplink) switch with 8 10/100TX + 4 1000M SFP w/8 PoE 802.3af/at Injectors which provides L2 wire speed and advanced security function for network aggregation deployment. It delivers ITU G.8032 enhanced ring recovery less than 20ms including dynamic coupling ring, enhanced mode for easy configuration, comprehensive QoS, QoS by VLAN, advanced security including INGRESS/EGRESS ACL L2/L3, SSH/SSL, Mac based DHCP server, DHCP Option 82, DHCP server, IGMPv1/v2/v3/router port, QinQ* (double tag VLAN) which are important features required in train and large network. It also supports Cisco Discovery Protocol (CDP) and LLDP for Ciscoworks to detect the switch info and show on L2 map topology.

Compliant with 802.3af/at standard, the Lantech IPES-3408GSFP is able to feed each PoE port up to 30 Watts@54 VDC providing the connected PD devices. Lantech IPES-3408GSFP supports advanced PoE management including PoE detection and scheduling. PoE detection can detect if the connected PD hangs then restart the PD; PoE scheduling is to allow pre-set power feeding schedule upon routine time table. Each PoE ports can be Enabled/disabled, get the voltage, current, Watt, and temperature info displayed on WebUI.

The IPES-3408GSFP also embedded several features for stronger and reliable network protection in an easy and intuitive way. When the pre-set ring configuration failed or looped by miss-wiring, Lantech IPES-3408GSFP is able to alert with the LED indicator and send out an email, traps or a SMS text.

Repowered auto ring restore function (node failure protection) ensures the switches in a ring to survive after power breakout is back. The status can be shown in NMS when each switch is back. This feature prevents the broken ring and keep ring alive without any re-configuration needed. Loop protection is also available to prevent the generation of broadcast storm when a dumb switch is inserted in a closed loop connection.

DHCP option 82 and relay agent function (port/vlan based DHCP distribution) can offer the same IP address on port base or VLAN base where there is need to replace the new device connecting to Lantech switches to avoid any network disruption. The built-in DHCP Option 82 server offers the convenience of policy setting on the switch. Mac based DHCP server function assigns an IP address according to its MAC address to include dumb switches in DHCP network.

The user friendly UI, innovative auto topology drawing and topology demo makes IPES-3408GSFP much easier to get hands-on. The switch also equips the RTC (real time clock) which can keep track of time always. The IPES-3408GSFP supports DMI interface that can correspond with DDM SFPs (Digital diagnostic monitor) to display the five parameters in Lantech's UI, including optical output power, input power, temperature, laser bias current and transceiver supply voltage***. The TX power/RX power raw data is automatically converted to dB values for installer, making it easier to calculate the fiber distance. The complete CLI enables professional engineer to configure setting by command line.

Lantech IPES-3408GSFP features enhanced G.8032 ring which

can be self-healed in less than 20ms for single ring topology protection covering Multicast packets. It also supports various ring topologies that covers double ring, multi-chain (under enhanced ring), train ring, basic ring by easy setup than others. The innovative auto-Ring configurator (auto mode) can calculate owner and neighbor in one step. It supports MSTP that allows RSTP over VLAN for redundant links with 8/16* MSTI.

The configuration file of Lantech IPES-3408GSFP can be exported in text file so that it can be edited and configured back to switch with ease for mass deployment. The factory reset button can restore the setting back to factory default and built-in watchdog design can automatically reboot the switch when CPU is found dead.

QoS by VLAN can allow switch to tag QoS by VLAN regardless the devices acknowledge QoS or not in which greatly enhance the bandwidth management in a network.

The IPES-3408GSFP DIDO function can support additional open/close physical contact for designate applications besides Port / Power events, for example, DIDO function can trigger alarm if the switch was moved or stolen. In case of events, the IPES-3408GSFP will immediately send an email & SMS text message to pre-defined addresses as well as SNMP Traps out. It provides 2DI and 2DO while disconnection of the specific port was detected; DO will activate the signal LED to alarm. DI can

integrate the sensors for events and DO will trigger the alarm while sending alert information to IP network with email and traps.

The optional environmental monitoring can detect switch overall temperature, voltage and current where can send the SNMP traps, email and SMS alert when abnormal.

The Lantech IPES-3408GSFP is designed with dual power supply at 48VDC. The 12V model is built with Booster technology that can accept input voltage from 12V ~ 54V and deliver PoE power at 48V to feed the PD. Featured with relay contact alarm function, the IPES-3408GSFP is able to connect with alarm system in case of power failure. The IPES-3408GSFP also provides $\pm 2000V$ EFT and $\pm 6000V$ ESD protection, which can reduce unstable situation caused by power line and Ethernet.

Lantech IPES-3408GSFP features high reliability and robustness coping with extensive EMI/RFI phenomenon, environmental vibration and shocks usually found in factory, substation, steel automation, aviation, mining and process control. It is the best solution for Automation, transportation, surveillance, Wireless backhaul, Semi-conductor factory and assembly lines.

The -E model can be used in extreme environments with an operating temperature range of -40°C to 75°C.

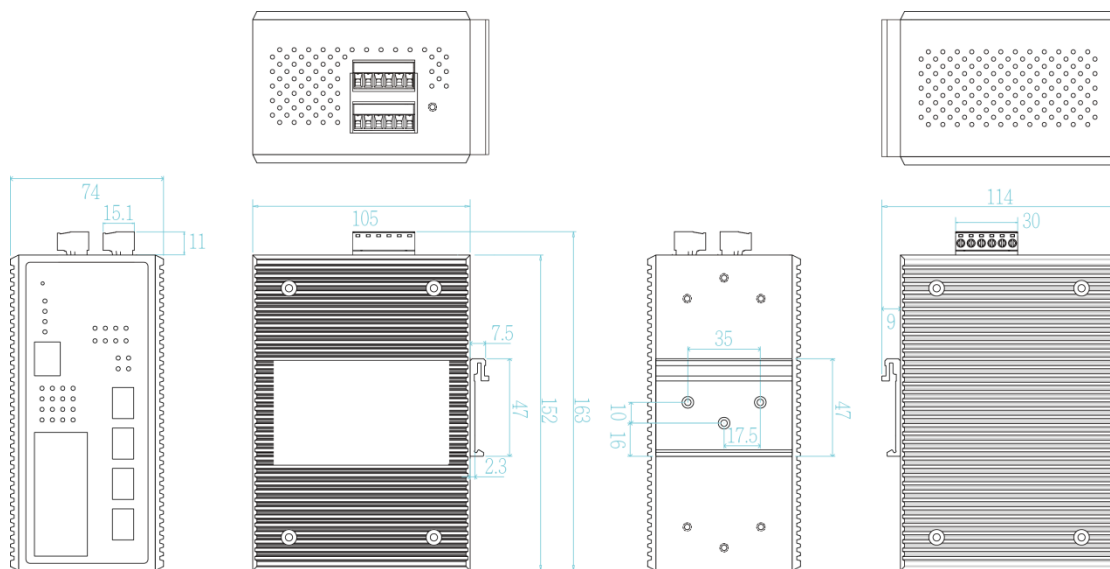
FEATURES & BENEFITS

- **8 10/100TX + 4 1000M SFP w/8 PoE 802.3af/at Injectors (Total 12 Ports Switch)**
- **Embedded 8 PoE Injectors IEEE802.3af/at function to feed power up to 30W@54V; 15W @ 48V per port for active operation**
- **PoE voltage boost from 12V to 54V (12V model)**
- **PoE management including PoE detection and scheduling for PD (power devices)**
- **Back-plane (Switching Fabric): 9.6Gbps**
- **16K MAC address table**
- **DDM to support SFP diagnostic function*****
 - *Automatically convert the raw data into dB values for TX power/RX power, making it easier to measure the fiber distance*
- **10KB Jumbo frame supported on all ports**
- **User friendly UI, auto topology drawing, topology demo, complete CLI for professional setting**
- **Enhanced G.8032 Ring protection in 20ms < 256 switches**
 - *Support various ring/chain topologies, including dynamic coupling ring*
 - *Enhanced G.8032 ring configuration with ease*
 - *Auto ring configuration(auto mode) for single ring*
 - *Ring covers multicast on different ports*
- **Provides EFT protection ± 2000 VDC for power line.**
- **Supports ± 6000 VDC Ethernet ESD protection**
- **LACP load balancing to distribute the load***
- **Built-in RTC (Real Time Clock) to keep track of time**
- **Supports IEEE 802.1p Class of Service, per port provides 8 priority queues Port base, Tag Base and**
- **Type of Service Priority**
- **IEEE 802.1d STP, IEEE 802.1w RSTP, 802.1s MSTP VLAN redundancy**
- **4K 802.1Q VLAN, Port based VLAN, GVRP**, QinQ***
- **Supports IEEE 802.1ab LLDP, Cisco CDP; LLDP info can be viewed via Web/ Console/ Lantech™ InstaConfig**/ Lantech™ InstaView****
- **DHCP server / client / DHCP Option 82 relay / DHCP Option 82 server for Port/Vlan based DHCP distribution; DHCP Option 66**
- **Mac based DHCP server to assign IP address that includes dumb switches in DHCP network**
- **Bandwidth Control**
 - *Ingress packet filter and egress rate limit*
 - *Broadcast/multicast packet filter control*
- **Relay alarm output system events**
- **Miss-wiring avoidance**
 - *LED indicator*
 - *Email, traps, or SMS notification*
- **Repowered auto ring restore**
 - *Ensure the switches in a ring to survive after power breakout is back*
 - *The status can be shown in NMS when each switch is back*
- **TFTP/HTTP firmware upgrade; Lantech™ InstaConfig** for multiple upgrade**
- **System Event Log, SMTP Email alert, SMS mobile (text) and SNMP Trap for alarm support; 32 RMON counters**
- **Security**

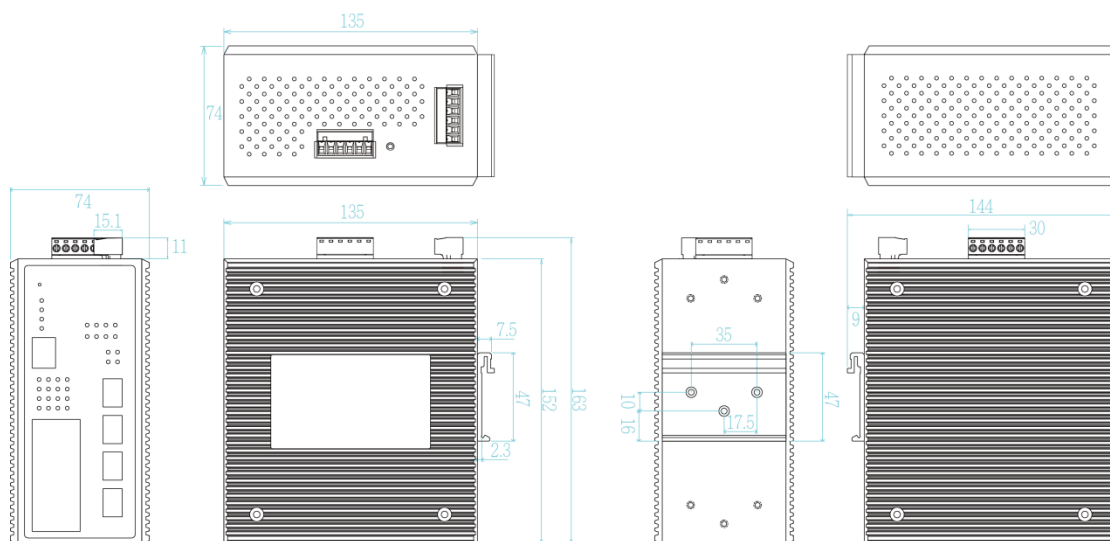
- *SSL/SSH/INGRESS/EGRESS ACL L2/L3*
- *Port Security: MAC address entries/Filter/MAC-Port binding*
- *IP Security: IP address security management to prevent unauthorized intruder.*
- *Management access control with priority*
- *Login Security: IEEE802.1X/RADIUS*
- *HTTPS for secure access to the web interface*
- **Static multicast forwarding forward reversed IGMP flow with multicast packets binding with ports for IP surveillance application**
- **Multicast static route for non- IGMP camera to prevent flooding; IGMP router port to assign query in ring and for reversed multicast video flow**
- **Multicast VLAN registration* for metro video**
- **IGMPv1,v2,v3 with Query mode for multimedia; GMRP***
- **Factory reset button to restore setting to factory default**
- **Watchdog design to auto reboot switch CPU is found dead**
- **Optional environmental monitoring for system input voltage, current, ambient temperature**
- **Supports DIDO (Digital Input/Digital Output)**
- **IP30 metal housing with DIN rail and Wall-mount** design**

DIMENSIONS (unit=mm)

Standard model



12V model



SPECIFICATION

Hardware Specification

Standards	IEEE802.3 10Base-T Ethernet IEEE802.3u 100Base-TX IEEE802.3z Gigabit fiber IEEE802.3x Flow Control and Back Pressure IEEE802.3ad Port trunk with LACP IEEE802.1d Spanning Tree IEEE802.1w Rapid Spanning Tree IEEE802.1s Multiple Spanning Tree IEEE802.3ad Link Aggregation Control Protocol (LACP) IEEE802.1AB Link Layer Discovery Protocol (LLDP) IEEE802.1X User Authentication (Radius) IEEE802.1p Class of Service IEEE802.1Q VLAN Tag IEEE802.3at/af Power over Ethernet
Switch Architecture	Back-plane (Switching Fabric): 9.6Gbps
Transfer Rate	14,880pps for Ethernet port 148,800pps for Fast Ethernet port 1,488,000pps for Gigabit Fiber Ethernet port
CPU	Marvell 800Mhz
RAM	256M Byte
Flash	128M Byte
Mac Address	16K MAC address table
Jumbo frame	10KB on all ports
Connectors	10/100TX: 8 x ports RJ-45 with Auto MDI/MDI-X function Mini-GBIC: 4 x 1000 SFP socket with DDM RS-232 connector: RJ-45 type Power & Relay connector: 1 x 6-pole terminal block DIDO : 1 x 6-pole terminal block
Network Cable	10Base-T: 2-pair UTP/STP Cat. 3, 4, 5/ 5E/ 6 cable EIA/TIA-568 100-ohm (100m) 100Base-TX: 2-pair UTP/STP Cat. 5/ 5E/ 6 cable EIA/TIA-568 100-ohm (100m)
Optical Cable	1.25Gbps: Multi mode: 0 to 550 m, 850 nm (50/125 μm); 0 to 2 km, 1310 nm (50/125 μm) Single mode: 0 to 10 km/ 30 km/ 40 km, 1310 nm (9/125 μm); 0 to 50 km/ 60 km/ 80km/ 120 km, 1550 nm (9/125 μm) WDM 1.25Gbps: Single mode: 0 to 10 km/ 20 km/ 40 km/ 60 km, 1310 nm (9/125 μm); 0 to 80 km, 1490 nm (9/125 μm); 0 to 10 km/ 20 km/ 40 km/ 60 km/ 80 km, 1550 nm (9/125 μm)
Protocol	CSMA/CD
LED	Per unit: Power 1 (Green), Power 2 (Green), FAULT (Red) Ethernet port: Link/Activity (Green), Speed (Green); Mini-GBIC: Link/Activity (Green) R.M. indicator (Green)
DI/DO	2 Digital Input (DI) : Level 0: -30~2V / Level 1: 10~30V Max. input current:8mA 2 Digital Output(DO): Open collector to 40 VDC, 200mA
Operating Humidity	5% - 95% (Non-condensing)
Operating Temperature	-20°C~60°C / -4°F~140°F (Standard model) -40°C~75°C / -40°F~167°F(-E model)
Storage	-40°C~85°C / -40°F~185°F

Temperature	
Power Supply	Dual 45~56VDC (48V model) Dual 9.5~57VDC (12V model)
PoE Budget	240W for 45~56V input (54V input is recommended for PTZ or heater applications) 120W for 24V input 80W for 12V input
PoE pin assignment	RJ-45 port # 1~ # 8 support IEEE 802.3at/af End-point. Per port provides up to 30W Positive (VCC+): RJ-45 pin 1,2. Negative (VCC-): RJ-45 pin 3,6.
Power Consumption	10W
Case Dimension	Metal case. IP-30, 74 (W) x 105 (D) x 152 (H) mm (Standard model) 74 (W) x 135 (D) x 152 (H) mm (12V model)
Weight	900 g
Installation	DIN Rail and Wall Mount** Design
EMI & EMS	FCC Class A, CE EN55032 Class A, CE EN55024, CE EN61000-4-2, CE EN61000-4-3, CE EN61000-4-4, CE EN61000-4-5, CE EN61000-4-6, CE N61000-4-8, EN61000-4-11
Stability Testing	IEC60068-2-32 (Free fall), IEC60068-2-27 (Shock), IEC60068-2-64 (Vibration)
MTBF	856,986 hours
Warranty	5 years
Software Specification	
Management	SNMP v1 v2c, v3/ Web/Telnet/CLI
SNMP MIB	RFC 1215 Traps MIB*, RFC 1213 MIBII RFC 1158 MIBII RFC 1157 SNMP MIB*, RFC 1493 Bridge MIB*, RFC 1573 IF MIB RFC 2674 VLAN MIB, Partial RFC 1757 RMON, RFC 2674 Q-Bridge MIB*; Bridge MIB*, LLDP MIB* RSTP MIB* Private MIB
ITU G.8032	Support ITU G.8032 v2/2012 for Ring protection in less than 20ms for self-heal recovery (basic mode) Support various ring/chain topologies Includes dynamic coupling ring Enhanced G.8032 ring configuration with ease Ring covers multicast on different ports
PoE Management	1. PoE Detection to check if PD is hang up then restart the PD 2. PoE Scheduling to On/OFF PD upon routine time table
Per Port PoE Status	On/ Off, voltage, current, watts, temperature
User friendly UI	<ul style="list-style-type: none"> ■ Auto topology drawing ■ Topology demo ■ Auto configuration for G.8032(auto mode) for single ring ■ DDM threshold monitoring with dB values*** ■ Complete CLI for professional setting
Port Trunk with LACP	LACP Port Trunk: 8 Trunk groups/Maximum 8 trunk members
LLDP	Supports LLDP to allow switch to advise its identification and capability on the LAN

CDP	Cisco Discovery Protocol for topology mapping
Environmental Monitoring**	System status for input voltage, current and ambient temperature to be shown in GUI and sent alerting if any abnormal status (-M models)
VLAN	Port Based VLAN IEEE 802.1Q Tag VLAN (256 entries)/ VLAN ID (Up to 4K, VLAN ID can be assigned from 1 to 4096.) GVRP*, QinQ*, QOS QinQ*
IPv6/4	Present
Spanning Tree	Supports IEEE802.1d Spanning Tree and IEEE802.1w Rapid Spanning Tree, IEEE802.1s Multiple Spanning Tree
Quality of Service	The quality of service determined by port, Tag and IPv4 Type of service, IPv4 Differentiated Services Code Points - DSCP
Class of Service	Support IEEE802.1p class of service, per port provides 8 priority queues
QoS by VLAN	Tagged QoS by VLAN for all devices in the network
IP Security	Supports 10 IP addresses that have permission to access the switch management and to prevent unauthorized intruder.
Login Security	Supports IEEE802.1X Authentication/RADIUS
Port Mirror	Support 3 mirroring types: "RX, TX and Both packet"
Network Security	Support 10 IP addresses that have permission to access the switch management and to prevent unauthorized intruder. 802.1X access control for port based and MAC based authentication/MAC-Port binding Management access control with priority Ingress/Egress ACL L2/L3 SSL/ SSH for Management HTTPS for secure access to the web interface TACACS+* for Authentication
IGMP	Support IGMP snooping v1,v2,v3; Supports IGMP static route; 1024 multicast groups; IGMP router port ; IGMP query; GMRP*, QinQ*, QOS QinQ*
Static MAC-Port bridge	Static multicast forwarding forward reversed IGMP flow with multicast packets binding with ports for IP surveillance application
Bandwidth Control	Support ingress packet filter and egress packet limit. The egress rate control supports all of packet type. Ingress filter packet type combination rules are Broadcast/Multicast/Flooded Unicast packet, Broadcast/Multicast packet, Broadcast packet only and all types of packet.

	The packet filter rate can be set an accurate value through the pull-down menu for the ingress packet filter and the egress packet limit.
RTC	Built-in Real Time Clock to keep track of time always
Flow Control	Supports Flow Control for Full-duplex and Back Pressure for Half-duplex
System Log	Supports System log record and remote system log server
SMTP/Text SMS	Supports SMTP Server and 8 e-mail accounts for receiving event alert; can send SMS text alert via mobile
Relay Alarm	Provides one relay output for port breakdown, power fail and alarm. Alarm Relay current carry ability: 1A @ DC24V
Protection	<ul style="list-style-type: none"> ■ Miss-wiring avoidance ■ Repowered auto ring restore ■ Loop protection
SNMP Trap	Up to 10 trap stations; trap types including: <ul style="list-style-type: none"> ● Device cold start ● Authorization failure ● Port link up/link down ● DI/DO open/close ● Typology change(ITU ring) ● PoE ping failure ● Power failure ● Environmental abnormal**
DHCP	Provide DHCP Client/ DHCP Server/DHCP Option 82/Port based/VLAN based DHCP distribution (DHCP relay agent)
Mac based DHCP Server	Assign IP address by Mac that can include dumb switch in DHCP network
DNS	Provide DNS client feature and support Primary and Secondary DNS server.
SNTP	Supports SNTP to synchronize system clock in Internet
Firmware Update	Supports TFTP firmware update, TFTP backup and restore; HTTP firmware upgrade; Lantech™ InstaConfig** for multiple upgrade
Configuration upload and download	Supports text configuration file for system quick installation; Support factory reset button to restore all settings back to factory default
IfAlias	Each port allows an alphabetic string of 128-byte assigned as its own unique name via the SNMP or CLI interface

*Future release

**Optional

***Optional DDM SFP required

ORDERING INFORMATION

- **IPES-3408GSFP-48V.....P/N: 8350-550**
8 10/100TX PoE at/af up to 30W + 4 1000M SFP L2+ Managed Industrial PoE Switch; -20°C to 60°C; Dual 45~56VDC
- **IPES-3408GSFP-48V-E.....P/N: 8350-551**
8 10/100TX PoE at/af up to 30W + 4 1000M SFP L2+ Managed Industrial PoE Switch; -40°C to 75°C; Dual 45~56VDC
- **IPES-3408GSFP-48V-M.....P/N: 8350-552**
8 10/100TX PoE at/af up to 30W + 4 1000M SFP L2+ Managed Industrial PoE Switch w/Environmental monitoring; -20°C to 60°C; Dual 45~56VDC
- **IPES-3408GSFP-48V-M-E.....P/N: 8350-553**
8 10/100TX PoE at/af up to 30W + 4 1000M SFP L2+ Managed Industrial PoE Switch w/Environmental monitoring; -40°C to 75°C; Dual 45~56VDC
- **IPES-3408GSFP-12V.....P/N: 8350-558**
8 10/100TX PoE at/af up to 30W + 4 1000M SFP L2+ Managed Industrial PoE Switch; -20°C to 60°C; Dual 9.5~57VDC
- **IPES-3408GSFP-12V-E.....P/N: 8350-559**
8 10/100TX PoE at/af up to 30W + 4 1000M SFP L2+ Managed Industrial PoE Switch; -40°C to 75°C; Dual 9.5~57VDC
- **IPES-3408GSFP-12V-M.....P/N: 8350-5581**
8 10/100TX PoE at/af up to 30W + 4 1000M SFP L2+ Managed Industrial PoE Switch w/Environmental monitoring; -20°C to 60°C; Dual 9.5~57VDC

- **IPES-3408GSFP-12V-M-E.....P/N: 8350-5591**
8 10/100TX PoE at/af up to 30W + 4 1000M SFP L2+ Managed Industrial PoE Switch w/Environmental monitoring; -40°C to 75°C; Dual 9.5-57VDC

OPTIONAL ACCESSORIES

DIN Rail Power

- **NDR-480 Series** 480W Single Output Industrial Din Rail Power; 90-264VAC / 127-370VDC Input Range; Cooling by free air convection; RoHS2 ; Operating Temp. -20°C~70°C (ambient, derating each output at 2.5% per degree from 50°C ~ 70°C)
- **NDR-240 Series** 240W Single Output Industrial Din Rail Power; 90-264VAC / 127-370VDC Input Range; Cooling by free air convection; RoHS2 ; Operating Temp. -20°C~70°C (ambient, derating each output at 2.5% per degree from 50°C ~ 70°C)
- **NDR-120 Series** 120W Single Output Industrial Din Rail Power; 90-264VAC / 127-370VDC Input Range; Cooling by free air convection; RoHS2 ; Operating Temp. -20°C~70°C (ambient, derating each output at 2.5% per degree from 50°C ~ 70°C; For 115VAC, please refer to derating curve on NDR-120 Series datasheet)
- **NDR-75 Series** 75W Single Output Industrial Din Rail Power; 90-264VAC / 127-370VDC Input Range; Cooling by free air convection; RoHS2 ; Operating Temp. -20°C~70°C (ambient, derating each output at 2.5% per degree from 50°C ~ 70°C; For 115VAC, please refer to derating curve on NDR-120 Series datasheet)

Mini GBIC (SFP)

- | | |
|--|---|
| ■ 8330-162X MINI GBIC 1000SX (LC/MM/0.5KM) Transceiver | ■ 8330-196 1.25Gbps BiDi SFP 2KM Transceiver (WDM 1550) |
| ■ 8330-163X MINI GBIC 1000SX2 (LC/MM/2KM) Transceiver | ■ 8330-188 1.25Gbps BiDi SFP 10KM Transceiver (WDM 1310) |
| ■ 8330-165X MINI GBIC 1000LX (LC/SM/10KM) Transceiver | ■ 8330-189 1.25Gbps BiDi SFP 10KM Transceiver (WDM 1550) |
| ■ 8340-0591 MINI GBIC 1000LHX (LC/SM/40KM) Transceiver | ■ 8330-186 1.25Gbps BiDi SFP 20KM Transceiver (WDM 1310) |
| ■ 8330-166 MINI GBIC 1000XD (LC/SM/50KM) Transceiver | ■ 8330-187 1.25Gbps BiDi SFP 20KM Transceiver (WDM 1550) |
| ■ 8330-169 MINI GBIC 1000XD (LC/SM/60KM) Transceiver | ■ 8330-180 1.25Gbps BiDi SFP 40KM Transceiver (WDM 1310) |
| ■ 8330-167 MINI GBIC 1000ZX (LC/SM/80KM) Transceiver | ■ 8330-182 1.25Gbps BiDi SFP 40KM Transceiver (WDM 1550) |
| ■ 8330-170 MINI GBIC 1000EZ (LC/SM/120KM) Transceiver | ■ 8330-181 1.25Gbps BiDi SFP 60KM Transceiver (WDM 1310) |
| ■ 8330-168 MINI GBIC 10/100/1000T (100m) Transceiver | ■ 8330-183 1.25Gbps BiDi SFP 60KM Transceiver (WDM 1550) |
| ■ 8330-197 1.25Gbps BiDi SFP 0.5KM Transceiver (WDM 1310) | ■ 8330-184 1.25Gbps BiDi SFP 80KM Transceiver (WDM 1490) |
| ■ 8330-198 1.25Gbps BiDi SFP 0.5KM Transceiver (WDM 1550) | ■ 8330-185 1.25Gbps BiDi SFP 80KM Transceiver (WDM 1550) |
| ■ 8330-195 1.25Gbps BiDi SFP 2KM Transceiver (WDM 1310) | |
- All SFP# ended with D are with DDM function

Wall Mount Bracket

- MBAK19003** Wall mount bracket for 74(W) x 105 (D) x 152 (H) mm / 96 (W) x 105 (D) x 152 (H) mm Industrial switches
- MBAK19004** 19" Rack Mounting Kit for 74x105x152mm/74x135x152mm Industrial Switch

Lantech Communications Global Inc.

www.lantechcom.tw
info@lantechcom.tw

© 2016 Copyright Lantech Communications Global Inc. all rights reserved.
The revise authority rights of product specifications belong to Lantech Communications Global Inc.
Lantech may make changes to specification and product descriptions at anytime, without notice.